

# BORDER CONSORTIUM EMERGENCY BORDER OPERATIONS

1 TO 30 NOVEMBER 2024



Returning Afghan migrants receive information about post-arrival humanitarian assistance at the Islam Qala reception center near the Iranian border. Photo: IOM/Marjan Wafa

## RETURNEE INFLOW FROM PAKISTAN

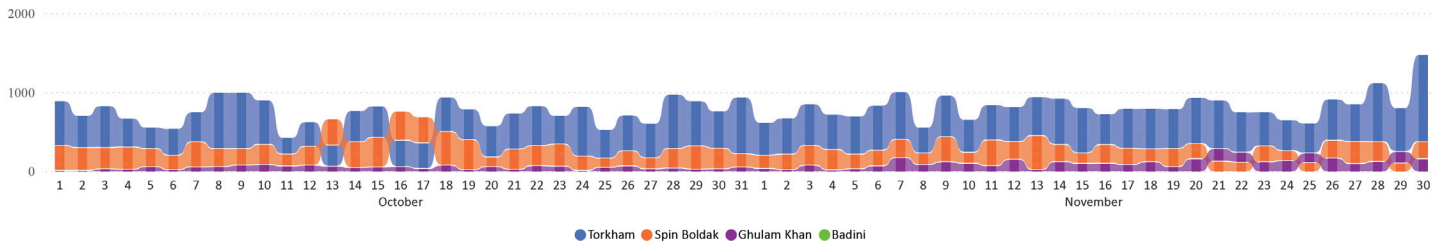
15 SEP 2023 TO 30 NOV 2024



1 TO 30 NOVEMBER 2024



## RECENT TRENDS - 1 OCTOBER TO 30 NOVEMBER



FIND OUR DATA ONLINE ON [OUR INTERACTIVE DASHBOARD](#)

Since 15 September, there has been a notable surge in the number of returnees to Afghanistan, taking place primarily through the Torkham and Spin Boldak border crossings, following the announcement on 3 October by Pakistan’s national Apex Committee of the plan to repatriate over a million foreigners without valid documents, mostly Afghans. There have been over 783,000 returnees recorded up to 30 November 2024, with numbers increasing from less than 200 per day in early October to more than 25,000 by early November.

In March 2024, the Pakistan Federal Ministry of Interior has issued orders to resume the repatriation process, targeting primarily Afghan Citizen Card (ACC) holders, starting from 31 August 2024. However, do not indicate that the reported second wave has already started. The Border Consortium will continue to monitor the situation in coordination with IOM and UNHCR Pakistan, and will promptly relay confirmed updates while actively working with partners on preparedness plans.

On the Iranian side, based on UNHCR, since July 2024, returnees and deportees continue to raise concerns regarding anti-Afghan sentiment in Iran which negatively impacted the protection space for Afghans. Increased search operations by the Iranian law and enforcement officials during which Afghans are being arrested and transferred to detention centres were raised as a major concern. In the number of pushback returnees that will be returning to the country from Iran. The consortium partners continue to respond to vulnerable returnees from Iran at the Milak and Islam Qala border points, and have contingency plans in place to scale up the response if the need arises.

## RETURNEE ASSISTANCE

### CUMULATIVE TOTAL

RETURNEES ASSISTED 15 SEP 2023 TO 30 NOV 2024



**601.2K**

### TOTAL FOR REPORTING PERIOD

RETURNEES ASSISTED 1 TO 30 NOVEMBER 2024

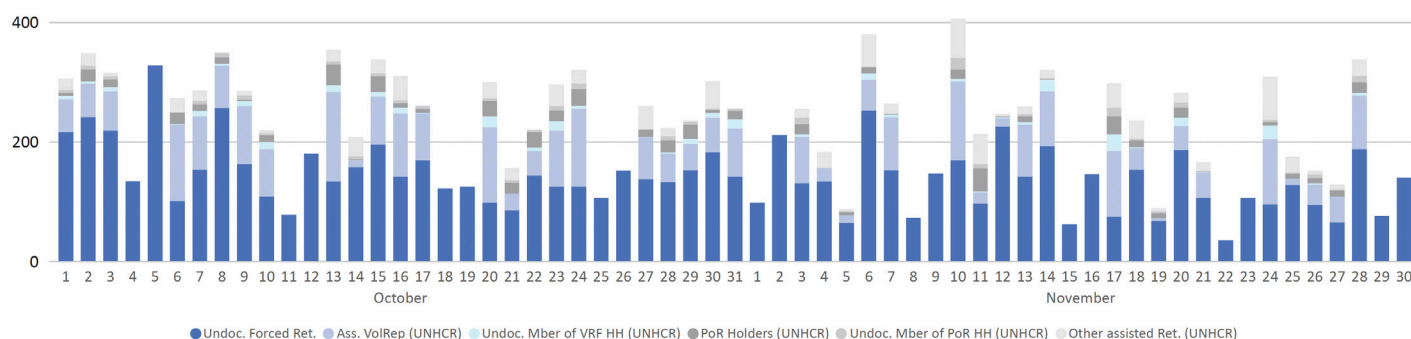


**5.9K**

### PREPAREDNESS

In light of the recent developments from Iran, the Border Consortium is revising its contingency plan to the Iran border and working with the regional border coordination forums at Milak and Islam Qala border points to assess partners' capacities and prepare for a paradigm shift to a readiness to respond mode. The consortium also updated its 2023/2024 Border appeal to reflect the latest trends and related needs, and will actively engage with partners and donors to anticipate gaps and ensure adequate resources are available in case of a renewed influx.

### DAILY TRENDS - 1 OCTOBER TO 30 NOVEMBER



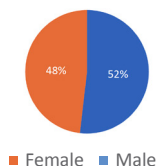
Consortium Partners have progressively scaled up and adjusted operations at both Spin Boldak and Torkham Border Points to respond to the significant increased on returns since mid-September 2023, in coordination with the DFA. Currently, the capacity of partners maintained at these locations allow for assistance provision the day of arrival. In addition to the Consortium partners' response, the De Facto Authorities (DFA) register returnees and deportees including bio-metric, issue return certificate to families which enables them to access DfA cash grant package and provides each family with cash assistance (4,000 Afghani for families of two and up to 10,000 Afghani Afghani for families of five or larger) and a sim card.

#### Assistance figures in the last 6 months

	Jun 2024	Jul 2024	Aug 2024	Sep 2024	Oct 2024	Nov 2024	15 Sep 2023 - 30 Nov 2024
Undocumented Forced Returnees	8,126	8,788	6,273	5,512	4,572	3,572	478,339
Deportations (undocumented)	209	202	103	243	214	220	6,238
Assisted Voluntary Repatriations	4,411	3,698	2,637	2,222	1,785	1,118	49,936
Undocumented Member of VRF HH	322	379	229	204	161	124	2,336
PoR Holders	526	910	566	410	357	215	24,640
Undocumented Member of PoR HH	182	285	173	137	110	101	10,932
Other Assisted Returnees	428	545	271	396	418	502	28,809
<b>Total Assisted Returnees</b>	<b>14,204</b>	<b>14,807</b>	<b>10,252</b>	<b>9,124</b>	<b>7,617</b>	<b>5,852</b>	<b>601,230</b>

\* includes 113 ACC holders who returned through Torkham and 110 who returned through Spin Boldak during the reporting period.

### GENDER OF ASSISTED RETURNEES (CUMULATIVE)



The accumulation of demographic information collected during registration identifies the majority of assisted returnees are children and adolescents (61%). Approximately 20% of returnees are children under 5. Additionally, the demographics indicate that 48% of assisted returnees are women.

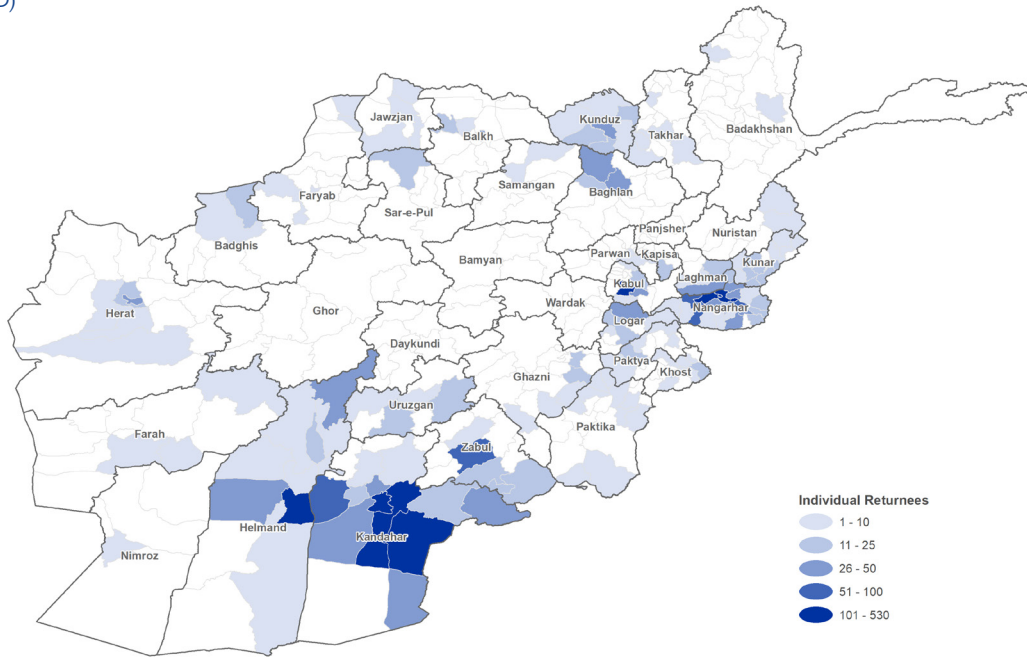
## SERVICES PROVIDED &amp; BENEFICIARIES PER LOCATION (REPORTING PERIOD)

Sector	Indicator	"TOTAL Torkham"	"TOTAL Spin Boldak"
UASC / CP	# of unaccompanied and Separated Children identified and supported	13	16
Nutrition	# of children 6-59 months screened for malnutrition (for wasting)	1070	194
Nutrition	# of children 6-59 months with severe acute malnutrition (SAM) admitted for treatment	4	15
Nutrition	# of Moderate Acute Malnutrition (MAM) admitted for treatment	11	35
Nutrition	# of PLWs screening	140	73
Nutrition	# of PLWs MAM admitted for treatment	5	30
WASH	# of people accessing a safe water for drinking, cooking and personal hygiene	0	7373
WASH	# of people gain access to sanitation facilities	0	2221
WASH	# of people reached with hygiene promotion	0	1388
Food	# of individuals who receive cash for food (food basket portion of MPCA)	2254	2422
Food	# of individuals who receive Fortified Biscuits	2798	3646
Protection	# of KIs conducted for Border Protection Monitoring	0	32
Protection	# of protection monitoring visits conducted at border points	6	1
Protection	# of protection monitoring interviews with returnees conducted at the border	3552	1268
Protection	# of returnees assessed as having protection concerns at the border points and referred for case management support in AORs	65	87
Protection	# of returnees benefitting from awareness raising and community based protection mechanisms	150	818
Protection	# of returnees provided with emergency accommodation	0	281
Protection	# of returnees provided with emergency flights to final destination	563	1050
Protection	# of returnees provided with phones and phone credit	33	60
Protection	# of returnees provided with dignity kits	10	8
Protection	# of families supported with provision of information regarding the organizations providing services to returnees	687	241
Protection	# of children benefited from Child Friendly Space (CFS) activities	3138	1516
Protection	# of PSS kits distributed	87	0
Protection	# of individual received PFA support	629	0
Protection	# of Disable children benefited from SCI services	18	0
Protection	# of children received group counselling in the CFSs	200	0
Health	# of women received first ANC services	395	116
Health	# of women received first PNC services	177	70
Health	# of deliveries at Zero Point/Reception Center/Transit Center	85	9
Health	# of CBA women (15-49) received RH services	797	61
Health	# of beneficiaries reached with family planning information and counselling	378	144
Health	# of women, girls, boys and men received health services	9507	1,443
Health	# of IDPs, Returnees and Host communities reached through awareness raising sessions about available services	1576	371
Health	# of individuals referred for to a static health facility (cost coverage of health services at health facility is covered)	8	0
Health	# of women received primary health services (NOT INCLUDING immunization)	1786	490
Health	# of girls received primary health services (NOT INCLUDING immunization)	811	135
Health	# of boys received primary health services (NOT INCLUDING immunization)	987	142
Health	# of men received primary health services (NOT INCLUDING immunization)	2859	358
Health	# of women and men received Mental Health and Psychosocial services	125	56
Health	# of girls and boys received Mental Health and Psychosocial services	14	16
Health	# of 10+yrs receiving immunization	309	682
Health	# of under 5 children received immunization	498	218
EORE	# of individuals receiving EORE	1416	2819

In Spin Boldak and Torkham, a total of **1,118 individuals** received assistance as part of the **voluntary repatriation program**.

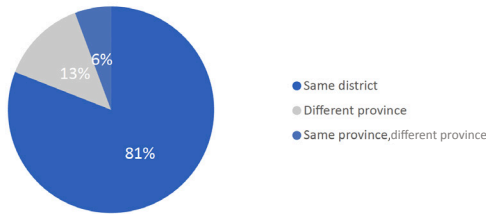
## INTENDED AREAS OF RETURN

(REPORTING PERIOD)



## LOCATION OF ORIGIN VS. LOCATION OF RETURN

(CUMULATIVE)



Cumulative data collected during the provision of assistance at the Spin Boldak and Torkham border crossing points indicate the vast majority of returnees (87%) aim to return to their provinces of origin, with 81% planning to resettle to their district of origin. The majority of returnees aim to resettle in Nangahar, Kandahar, Kunar, Kabul, and Kunduz.

## UNDOCUMENTED RETURNS FROM IRAN - LAST 12 MONTHS

