



Access the CRP



Migrants crossing the Bolivia-Chile border © IOM 2023 / Richard Arana

Updated: March 28, 2025

IOM VISION

IOM is committed to supporting safe and dignified migration, access to long-term socioeconomic integration and inclusion, and humanitarian and protection assistance in the 17 countries across Latin America and the Caribbean included in the 2025- 2026 Regional Refugee and Migrant Response Plan (RMRP). As co-lead of the Regional Inter-Agency Coordination Platform (R4V) and through the coordination and implementation of the 2025-2026 RMRP, IOM will reach migrants, refugees and host communities. Additionally, IOM will enhance inter-agency coordination, the use of data to inform planning and programming, and advocacy for regularization and mainstreaming migration across policies.





CONTACT INFORMATION

OSEPST@iom.int

PRIMARY TARGET GROUPS

1. Internal migrant
2. International migrant
3. Refugee
4. Local population / community

IOM PROPOSED RESPONSE

OBJECTIVE	FUNDING REQUIRED	
	2025	2026
 Saving lives and protecting people on the move	\$261,737,885	\$229,596,609
 Driving solutions to displacement	\$111,243,295	\$119,126,768
 Facilitating pathways for regular migration	\$143,969,211	\$130,196,537
 Total funding required	\$516,950,391	\$478,919,914

PEOPLE TARGETED

2025	2026
1,297,760	1,261,034

ENTITIES TARGETED

2025	2026
509	460

BREAKDOWN OF FUNDING REQUIREMENTS (USD) 2025 - 2026

ACTIVITY AREAS	2025	2026
Basic needs, including food and multi-purpose cash assistance	\$75,651,585	\$76,260,422
Community stabilization and community-driven development	\$19,318,252	\$20,735,950
Camp coordination and camp management	\$1,779,208	\$1,370,510
Data for action, insight and foresight	\$14,215,648	\$12,972,437
Disaster risk management	\$772,973	\$792,377
Health	\$82,230,767	\$71,199,762
Humanitarian border management and search and rescue	\$18,657,580	\$268,000
Integrated policy support	\$889,540	\$802,560
Livelihoods and economic recovery	\$80,767,107	\$90,617,444
Mental health and psychosocial support	\$9,608,919	\$11,049,583
Movement assistance	\$9,143,474	\$9,214,081
Protection	\$72,949,095	\$71,427,728
Regular pathways	\$35,139,000	\$37,227,384
Shelter and settlements	\$51,243,158	\$51,291,595
Support services for response actors	\$8,419,444	\$8,004,755
Water, sanitation and hygiene	\$15,991,509	\$15,685,326
Cross-cutting priority Protection-centered	\$20,173,132	
TOTAL FUNDING REQUIRED	\$516,950,391	\$478,919,914